













# Curriculum Map Year 1

Curriculum Area	Term 1	Term 2	Term 3	Term 4	Term 5	Term 6
<b>Topic</b>	The wild woods 		The Large Family 	Fantasy Island 	Out of this world! 	Toy story 
<b>Science</b>	1A Ourselves (Senses)	1C Sorting and grouping materials	1F Sound and Hearing	1B Growing Plants	1D Light and Dark	1E Pushes and pulls
<b>Geography</b>	Unit 1 Around our world			Unit 22 Contrasting locality overseas		Unit 2 Making the local environment safer
<b>History</b>			Unit 2 What were homes like a long time ago?		Space History – First man on the moon <b>Neil Armstrong</b>	Unit 1 How are our toys different from the past?
<b>RE</b>	1.6: In what ways is the place of worship important to believers? (Church)	1.3: How are the events in people's lives celebrated and what do they mean to those involved?	1.2: How are the events in people's lives celebrated and what do they mean to those involved? (Jewish)	1.1: How do Christians celebrate special festivals? (focus on Easter)	1.7: What do religious artefacts tell you about what people believe and how they worship? Symbols of light	1.4: How do creation stories say the world started?
<b>Design and Technology</b>	Structures -Homes (Fairy homes)	Food				Structures Unit 1B - Playgrounds
<b>Art and Design</b> Materials and processes -Starting point -Visual elements -Investigating art, craft and design	<i>Drawing</i> --Trees -Leaves -Creatures in the wood <b>Kandinsky</b>	-Fantasy Dreams <i>Collage</i> -Space <b>Henri Matisse</b>	<i>Printmaking</i> -Houses and homes -Pattern -Machines <b>William Morris</b>	<i>Clay work</i> -Texture - <i>Sculptures</i> <b>Nancy Adams</b>	<i>Painting</i> -Space -Planets Use the 'You can't eat a princess' <i>illustrator</i> as an artist	<i>Textiles</i> -Weaving -Pattern -Making <b>Mary Quant</b>
<b>P.S.H.C.E.</b>	A healthier lifestyle	My community	Choice and influence	A better place	Risks/Rules	Roles/ Responsibilities
<b>ICT</b>	1D – Labelling & Classifying	1F – Instructions/Roamer	1E – Pictograms	1B – Word banks	1A - Modelling	1C – Information around us

Music / PE to follow separate scheme

## Curriculum Map Year 2

Curriculum Area	Term 1	Term 2	Term 3	Term 4	Term 5	Term 6
<b>Topic</b>	On my way home 	The Little princess 	It's good to be me? 	Critters creatures and the natural world 	 After dark...	Beside the Seaside 
<b>Science</b>	2D Grouping and changing materials	2F Using electricity	2A Health and Growth 2C Variations	2B Plants and animals in the local environment	2E Forces	
<b>Geography</b>		Improving our school -Use Key objectives from Global eye				Unit 4 Going to the Seaside  Unit 3 An Island home
<b>History</b>	Unit 5 Remembrance Day		Unit 4 Famous Person E.g. Florence Nightingale			Unit 3 What was a Seaside holiday like a long time ago/
<b>RE</b>	1.9: What stories did Jesus tell Christians about how to behave?	1.1: How do Christians celebrate special festivals? Christmas and Easter		1.2 How do people in the Jewish faith celebrate special festivals?	Ways of seeing the world Creation Stories	
<b>Design and Technology</b>	Textiles				Mechanisms Vehicles	Structures
<b>Art and Design</b> Materials and processes -Starting point -Visual elements -Investigating art, craft and design	<i>Textiles</i> -Joseph -Colour -Non-western culture	<i>Painting</i> -Noah -Colour -Animals	<i>Sculpture</i> -Local Artist -Form -People	<i>Collage</i> -Nature -Shape -The natural world	<i>Printmaking</i> -Divali -Shape -Designing	<i>Drawing</i> -Seaside's -Texture -The natural environment
<b>P.S.H.C.E.</b>	<i>Rules and Views</i>	<i>My World</i>	<i>My Body</i>	<i>I am</i>	<i>People</i>	<i>Belonging</i>
<b>ICT</b>	<i>Writing stories</i>	<i>Creating Pictures</i>	<i>Finding Information</i>	<i>Routes</i>		<i>Questions and answers</i>